



The Kanbar Campus Center

Jefferson (Philadelphia University + Thomas Jefferson University) Application Checklist

Jefferson offers an innovative academic experience that is active, collaborative and connected to the real world. An outstanding faculty of scholars, practitioners and industry partners educate students in more than 60 professional undergraduate and graduate programs. The university's number one priority is providing students with an academic experience that leads to internships, jobs and meaningful career paths. Jefferson's East Falls campus location combines a beautiful residential setting with all of the opportunities available nearby in historic, bustling downtown Philadelphia.

QUICK FACTS:

JEFFERSON - EAST FALLS CAMPUS

- Year of Foundation:** 1824
- Institution Type:** Private, Non-profit
- Environment:** Small university in a safe, suburban area of a large metropolitan city.
- Number of Students:** 2,800
- Student to Faculty Ratio:** 13:1
- Average Class Size:** 18
- Academic Calendar:** Semesters
- Accreditation:** Middle States Commission on Higher Education, ABET
- On-campus ESL:** BridgePathways Academic English Program

ADMISSIONS REQUIREMENTS: UNDERGRADUATE DEGREES

- Application
- Application fee: \$40
- Proof of English proficiency*:
 - TOEFL: 79+
 - IELTS: 6.5+
- GPA: Minimum 3.0 out of 4.0
- Complete high school transcripts (in English)
- Personal statement
- Letter of recommendation
- Additional documentation requirements vary by program.
- Financial documentation*

*Not required for conditional admission

ADMISSIONS REQUIREMENTS: GRADUATE DEGREES








- Application
- Application fee: \$40
- Proof of English proficiency*:
 - TOEFL: 79+
 - IELTS: 6.5+
- GPA: Minimum 3.0 out of 4.0
- Complete university transcripts (in English)
- Personal statement
- Two letters of recommendation
- GRE: Required
- External professional evaluation of transcripts may be required*
- Additional documentation requirements vary by program.
- Financial documentation*

*Not required for conditional admission

**WE ARE
HERE TO
HELP!**

We can help you with direct entry or conditional admission to Jefferson.

You can reach us at:

-  **Telephone:** +1 303 785 8891
-  **Email:** ProgramAdvisor@bridge.edu
-  **Skype:** Anna.Williams.Bridge
-  **WhatsApp:** +1 720 382 8184
-  **Facebook Messenger:** m.me/BridgePathways
-  **WeChat:** Bridge-Advisor
-  **www.BridgePathways.com**